

**National Experimental High School at Central Taiwan Science Park
International Bilingual School at Central Taiwan Science Park**

**Year 2025-2026, 1st Semester
Pick-up and Drop-off Traffic Flow Guidelines Instructions**

August 19, 2025

Dear Parents,

Starting from Year 2025-2026, IBSC has been moved to the new campus. To ensure smooth traffic flow and student safety, we have specially formulated the following pick-up and drop-off traffic guidelines.

Thank you for your cooperation.

1. The roundabout in front of the main gate is only for pick-up and drop-off. Therefore, please do not park or idle in the roundabout and any non-designated parking areas around the main gate.
2. **Dropping off and picking up:** You may drop off and pick up children on the **roadside of the roundabout** or at the **west gate** (see the campus map).

Please note: When picking up students at the main gate after school, parents are advised to first communicate with their child to ensure that the student is waiting at the main gate. Only then should the parent's vehicle enter the roundabout. Please do not park or idle in the roundabout or any non-designated parking areas around the main gate while waiting for the student.

3. **Walking:** Access is allowed through the main gate and the west gate; the pick-up and drop-off locations at the west side gate remain the same as planned in the previous semester.
4. **Bus** (Shuttle Bus, Route 45 Extension, Route 352 Extension):
 - Morning: Passengers will get off at the roadside of the main gate roundabout and walk on the sidewalk to enter the campus.

- Afternoon: Walk on the sidewalk and get on the bus at the main gate bus parking area.
5. **East gate driveway:** This is an emergency lane, and **it is only for temporary parking of motorcycles and scooters** on one side during **dismissal times**. When temporarily parked, please ensure that the motorcycle or scooter is facing the direction of Keya Road (科雅路). Students should walk on the sidewalk to get on the motorcycles or scooters here. (Please refer to the roundabout map 3.)
 6. **Main gate bus parking area:** From 7:00 AM to 8:00 AM and from 4:30 PM to 5:10 PM, this area is designated for bus loading and unloading. Parents' vehicles are not allowed to park during these times.
 7. The gate of the new building facing the Ru Liou Elementary School (汝鑾國小) is designated for use **by Grade 1, and Kindergarten only**. We recommend that parents pick up or drop off children on the side of new building and to avoid using the opposite side.

【Note】

1. Parents are advised to discuss and agree with their children on the pick-up and drop-off times and locations in advance, in order to reduce the time spent lingering around the main entrance and alleviate traffic pressure during school hours.
2. **Before** the parent's vehicle **enters** the roundabout driveway at the main gate, students should **organize their backpacks and other belongings in advance**. Once the vehicle has entered, students should get in and out of the car as quickly as possible.
3. For vehicles **entering our school from Keya Road via Pinghe Road (平和路) (in the direction of the Japanese school or the Hi-LifeMart)**, please make sure to **activate your left turn signal** in front of the school gate. This will assist traffic guides in recognizing

your direction, as there is a risk of conflicts with oncoming vehicles.

4. Parents coming to our school **from the direction of Yuexiang Road (月祥路) (Dajia, Qingshui)** can allow their children to get out of the car **near the road by the west gate** of the school (the west gate is open from 7:00 to 8:10) so that they can enter the school through the west gate to avoid the crowded traffic at the main entrance.
5. Parents leaving the school **via Pinghe Road toward Keya Road** should **turn right onto Pinghe South Road**, then **turn left in front of the Japanese school** before entering Keya Road. This route will help avoid congestion caused by the narrow width of Pinghe Road, which makes passing vehicles difficult.

6. Buses Changes

Starting from the new semester, there will be a new bus line, the Dormitory Line, replacing Route A, and adding a new stop at the Central Taiwan Science Park Bureau.

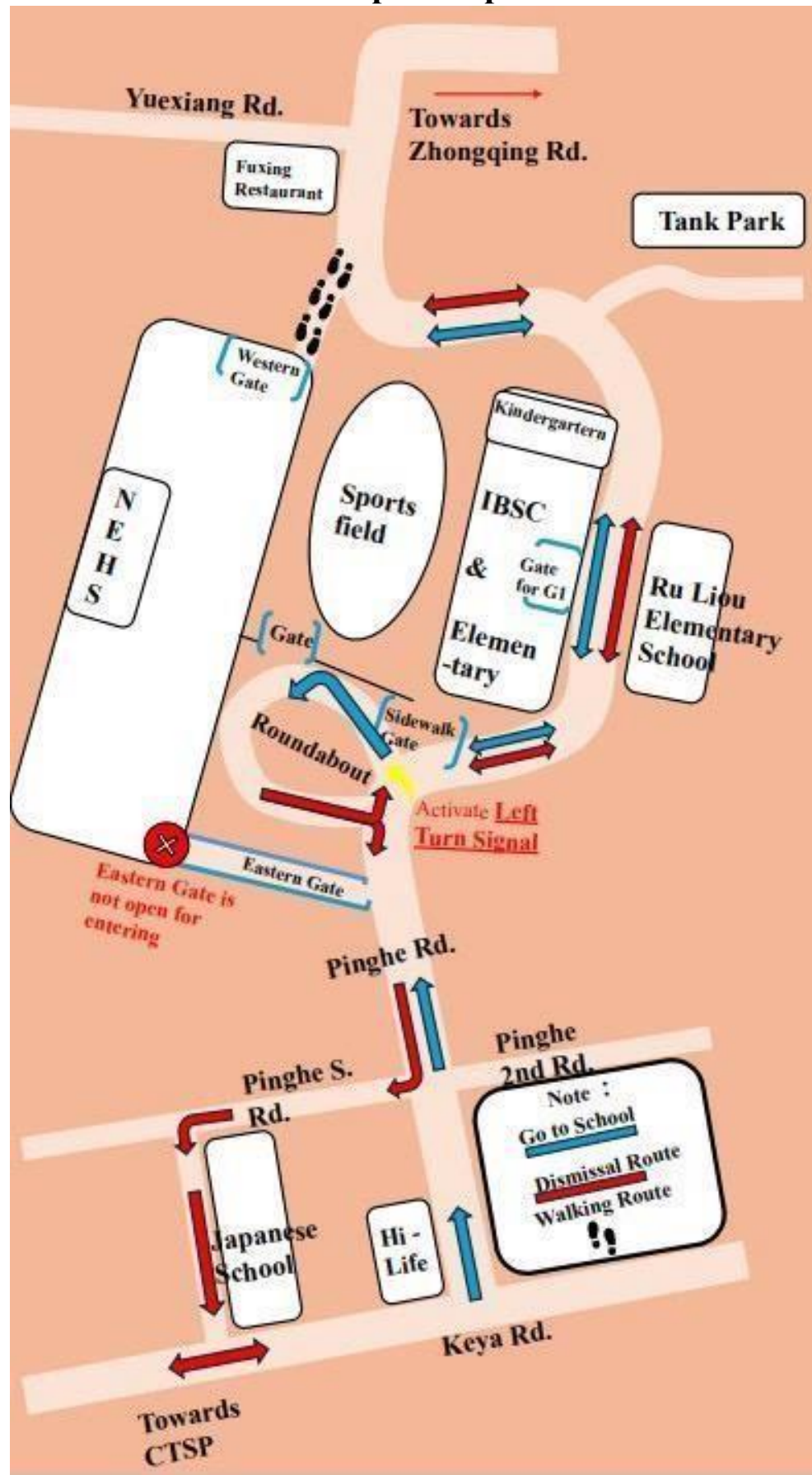
It departs from the Science Park dormitory at 7:10 AM to school; for the return, it leaves the school at 5:05 PM.

During school hours: It is recommended that parents allow their children to get off at the Science Park Bureau and then take the above two shuttle buses to school, in order to reduce vehicle traffic entering and leaving the school.

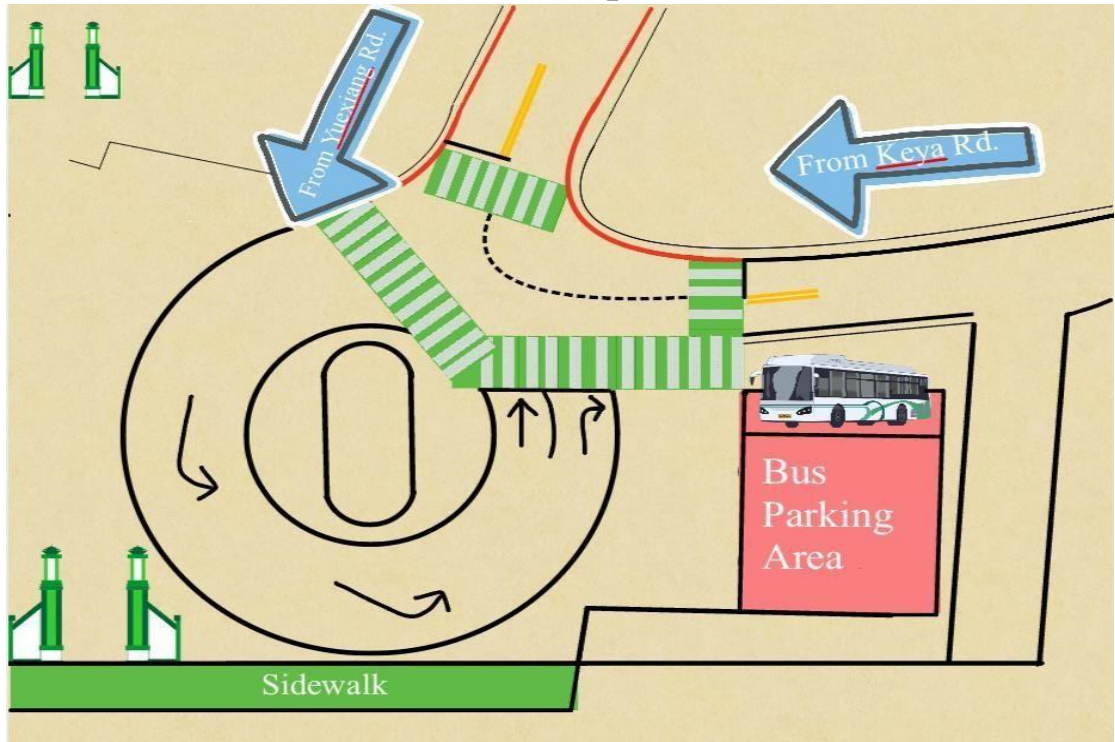
After school: Parents are advised to let their children take the two shuttle buses and get off at the Science Park Bureau, where parents can then pick them up to take them home, thus reducing vehicle traffic entering and leaving the school.

7. This traffic flow plan will be adjusted and updated as needed based on actual conditions and will be announced for implementation separately.

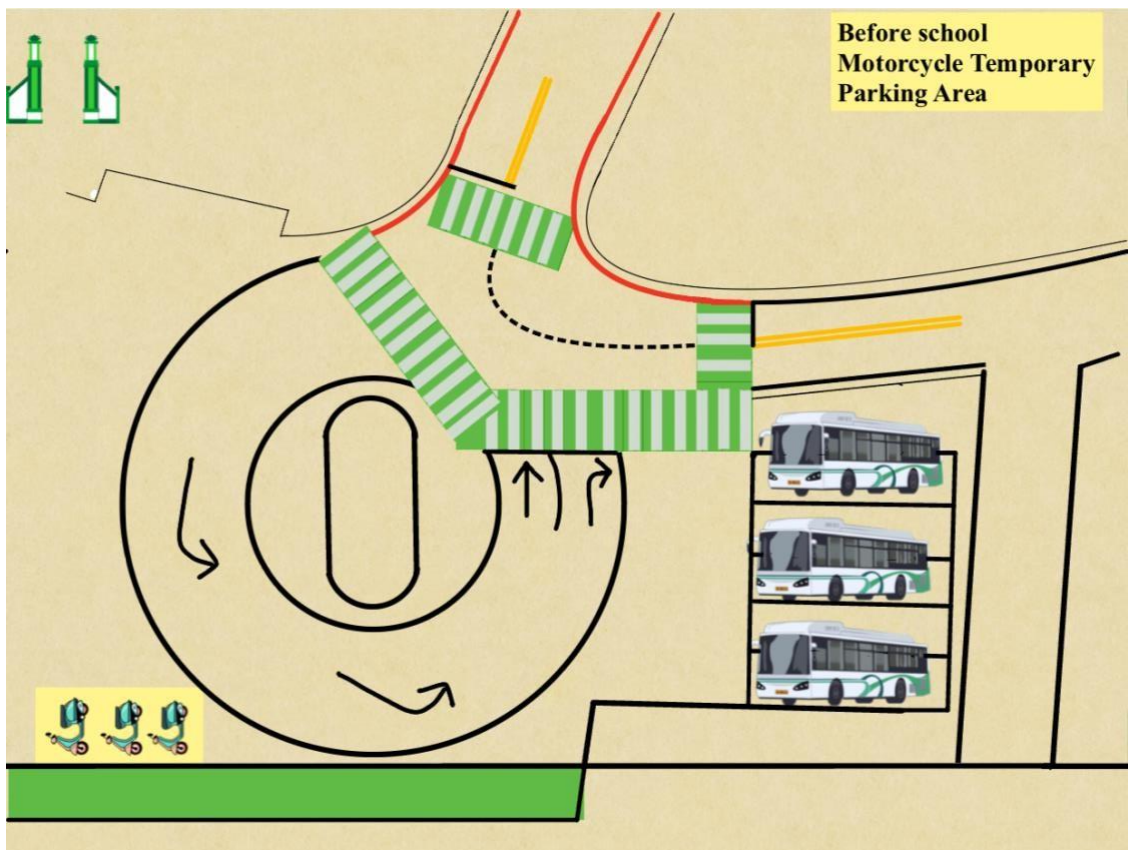
Campus Map



Roundabout Map 1



Roundabout Map 2



Roundabout Map 3

